

Písmenka a číslice

Kdo chce umět číst a psát,
abecedu musí znát.

Jsou v ní různá písmena,
každé něco znamená.

Nauč se je rychle, hned,
začni A a skonči Zet.

Až ji zvládneš pozpátku,
přečteš si i pohádku

A když umíš číst i psát,
musíš umět počítat

0, 1, 2, 3

čísla, jak se patří

4, 5 a 6

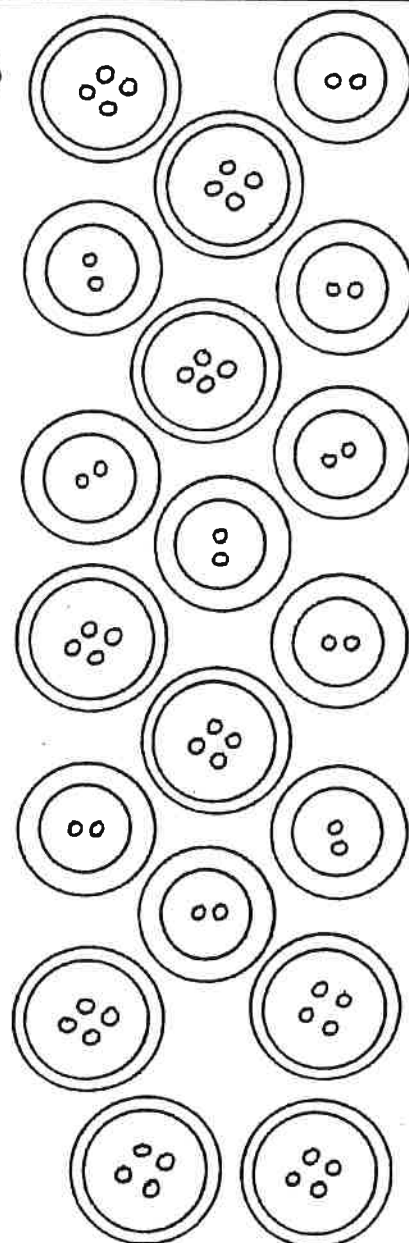

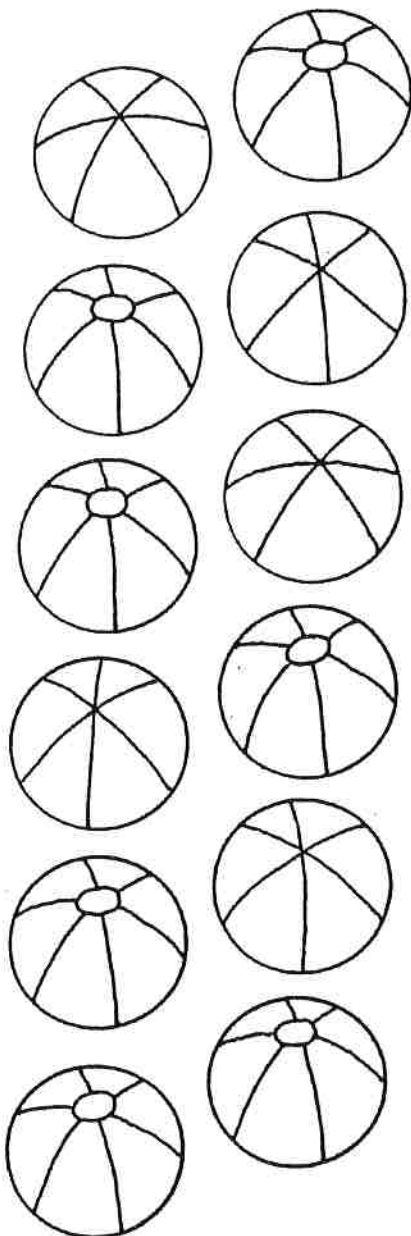
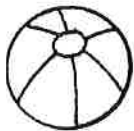
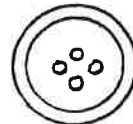
nestačí už pět

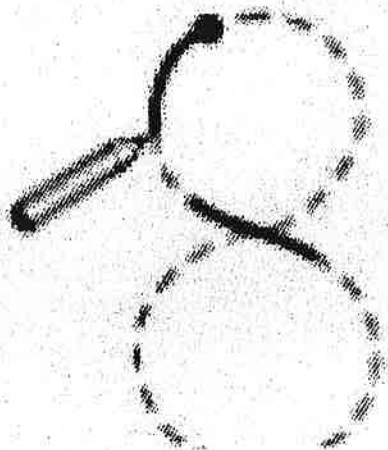

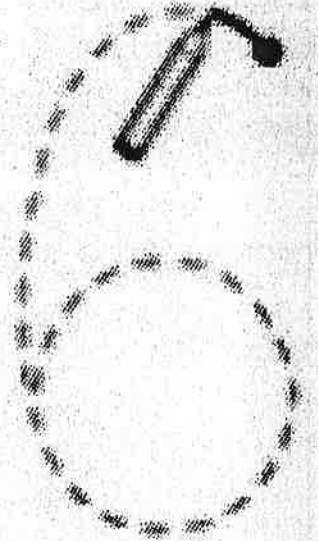
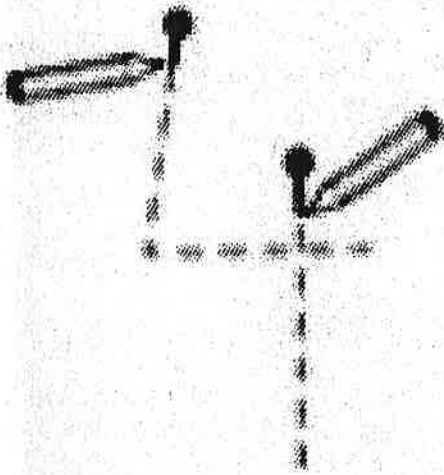
7, 8, 9,

znáš je? Tak jsi vševěd.

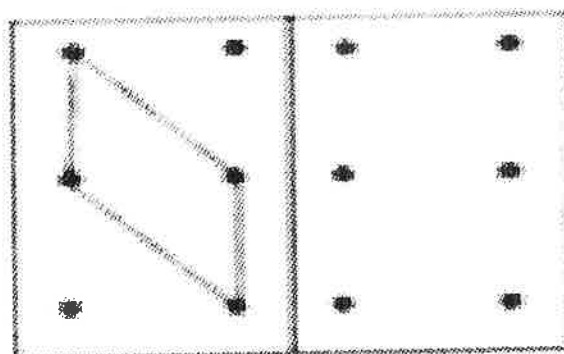
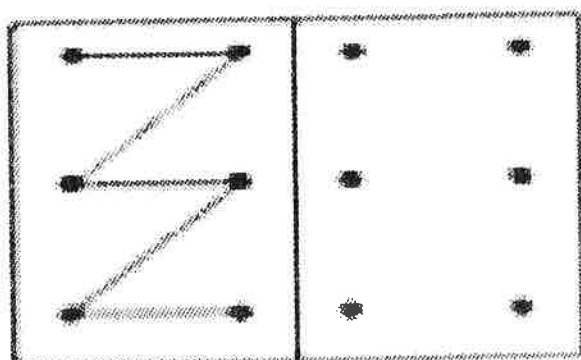
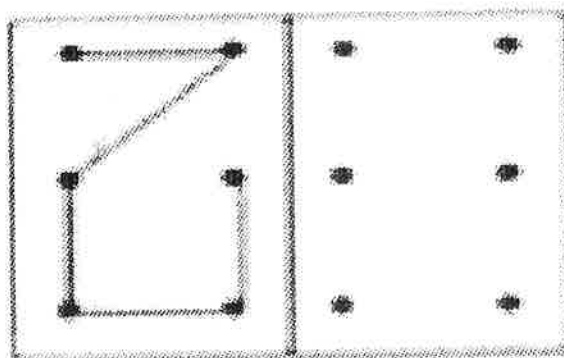
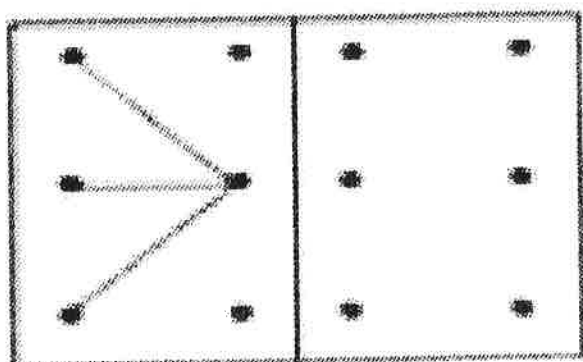
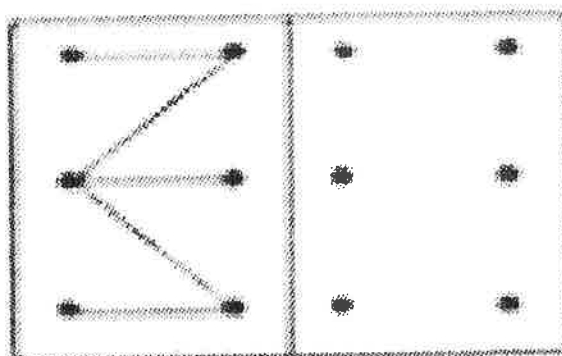
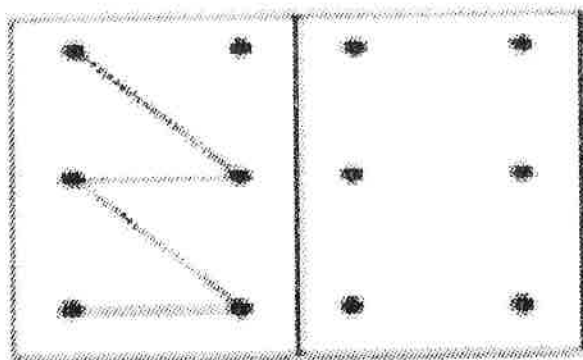


Míčky, kytičky, knoflíky

Spočítej obrázky ve sloupci a podle vzoru zapiš.



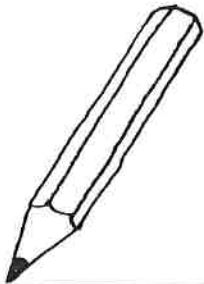


ZAKRESLI PODLE VZORU

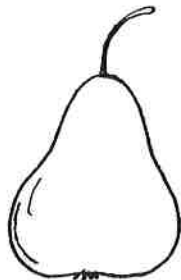


Spoj čarou slova, která se rýmují.

TUŽKA




HRUŠKA




DÁREK




LES



SLEPICE



OPICE



PES



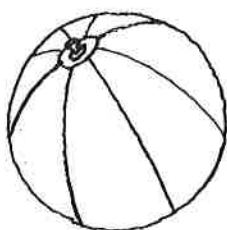
PÁREK




KLÍČ



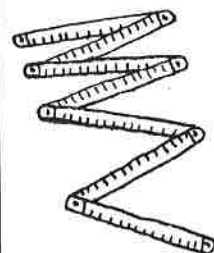
MÍČ




DRAK



METR



LIŠKA



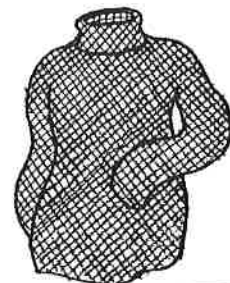
MYŠKA



MRAK



SVETR




Červeně označ všechna slova, která začínají hláskou c; modře všechna slova, která začínají hláskou v; zeleně všechna slova, která začínají hláskou ch.


CVRČEK



VIDLIČKA



CHATA




VRBA



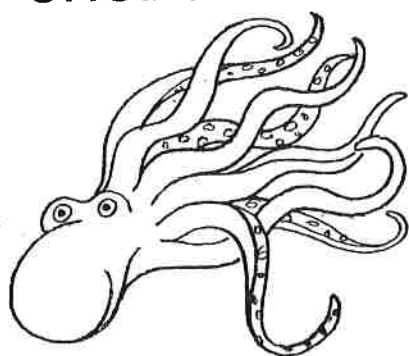
CHLÉB




VRATA



CHOBOTNICE




CÍVKA



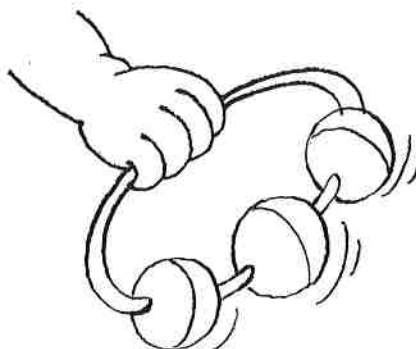
VÍLA



CIHLY



CHRASŤÍTKO




VRTULNÍK




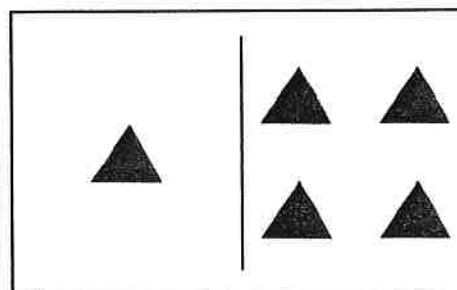

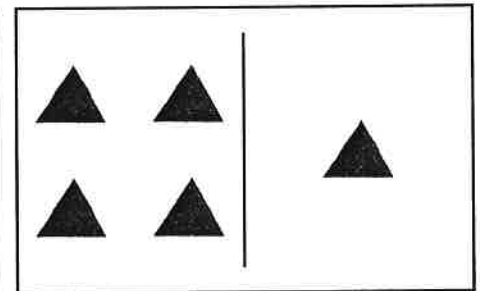



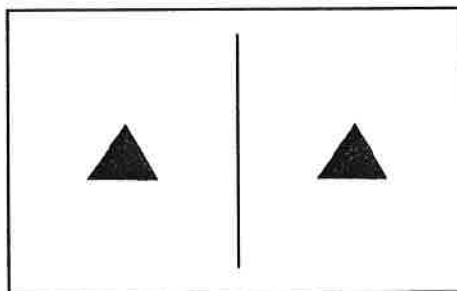



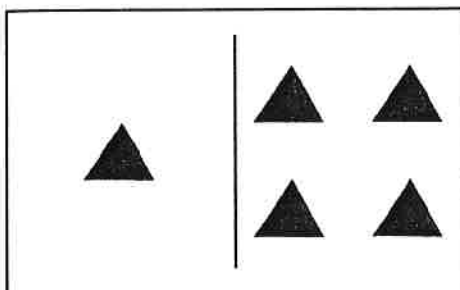
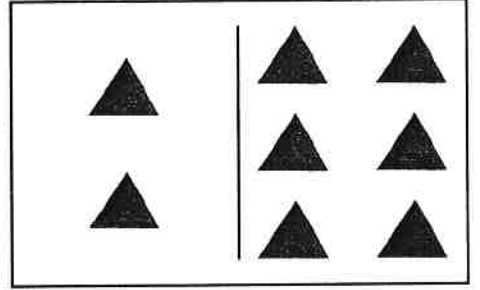


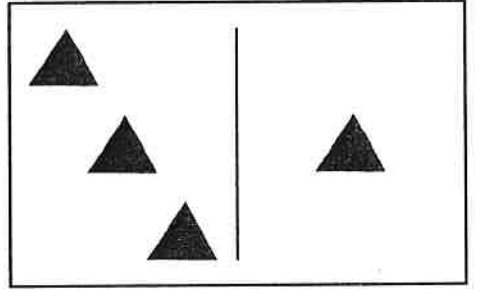
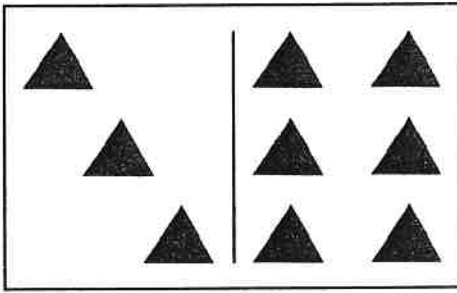
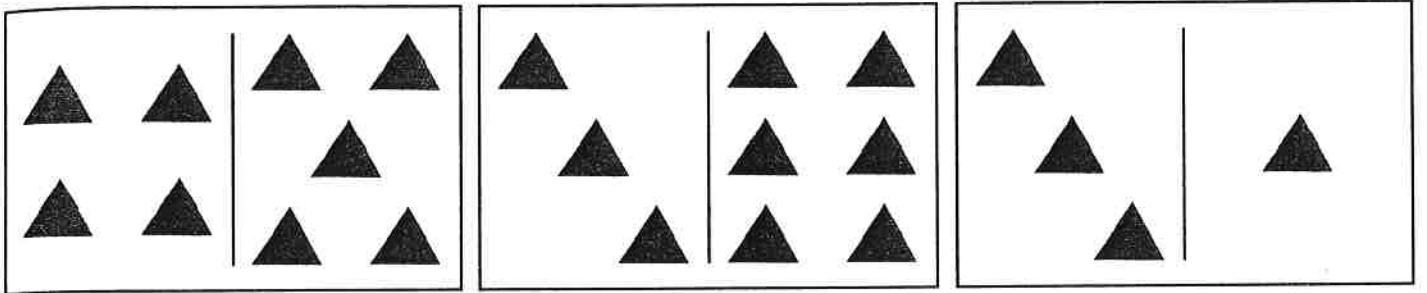


Vybarvi různými barvami všechny trojúhelníky, které na stránce najdeš. Spočítej je. A teď spočítej, kolik tvarů zůstalo nevybarvených.



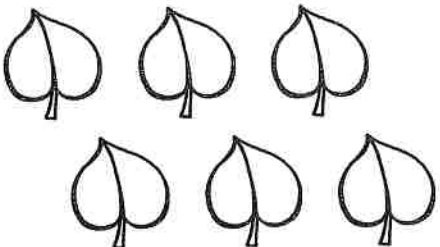



Vybarvi oranžově ty dominové kostky, které mají v obou polovinách dohromady méně než sedm trojúhelníků.




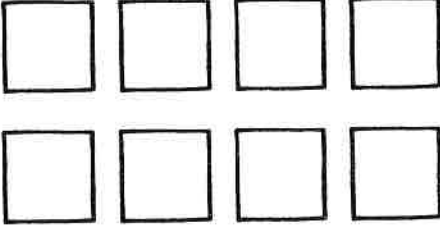



Do levého prázdného rámečku dokresli tolik obrázků, aby jich bylo stejně jako v obdélníku prostředním. Na pravou stranu nakresli tolik obrázků, aby jich bylo o dva méně než uprostřed.

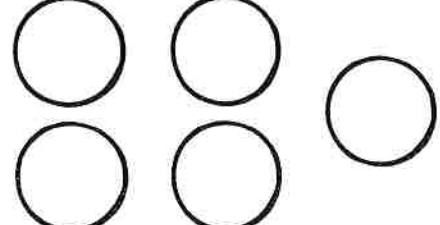
		
--	--	--


		
--	--	--

		
--	---	--


		
--	--	--

		
--	--	--

		
--	--	--



Všechny tvary, které jsou stejné jako první
v každém řádku, zakroužkuj.



b p b b b p b p p b p

d d b d d b b b d b d

p d p b p d d b p p d b

B D B P B P D P P B

D B B P D P B P D D

P P B D B P B P D P

Vyrob si zalozku do knihy



Easy Peasy and Fun

Zalozte do knihy



Návod k skládání záložky

